







## Kim San Machinery Co.

478 Serangoon Road  
 Singapore 218147  
 Tel: (65) 6292 9767, 6296 5916  
 Fax: (65) 6296 0742  
 Email : sales@kimsan.com  
 Website : www.kimsan.com



Authorised Distributor

Lawn Mower	Model	Engine (cc)	Description
	EasyStart / PowerMaster 200 18"	Briggs & Stratton 3.75HP	<ul style="list-style-type: none"> <li>- Durable 460mm (18") high arch base for an improved cut and catch</li> <li>- Heavy duty air filter and high level oil filler for ease of maintenance</li> <li>- Ball bearing wheels for easy pushing</li> <li>- Large capacity catcher</li> <li>- Optional deflector chute for when catcher not required</li> <li>- Ideal for medium size blocks</li> </ul>
	Utility XL	Briggs & Stratton Sprint 375	<ul style="list-style-type: none"> <li>- Heavy duty 2.00mm reinforced decks with raised engine mounting</li> <li>- Large ball bearing wheels</li> <li>- Swing back blades for engine protection</li> <li>- Choice of engines</li> <li>- Single lever height adjustment</li> <li>- Full length axles</li> <li>- Edge cut</li> <li>- Rolled leading edge for longer grass</li> </ul>
	Pro Cut 50 Self Propelled	Briggs & Stratton INTEK IC OHV engine	<ul style="list-style-type: none"> <li>- Tough 508mm (20") cut alloy base with large capacity catcher for quick and efficient mowing</li> <li>- Large ball bearing wheels for easy manoeuvrability</li> <li>- Up arm air filter and heavy duty air filters plus high level oil filler, reduces maintenance and extends engine life</li> <li>- Fully adjustable chrome comfort handlebars 12 position height adjustment</li> <li>- Also available as Pro Cut 50 Self Propelled Mulch N Catch</li> <li>- Briggs &amp; Stratton INTEK Industrial Commercial OHV engine with cast iron sleeved bore and overhead valves</li> </ul>
	Pro Cut 560	Briggs & Stratton Intek 65 engine	<ul style="list-style-type: none"> <li>- Heavy duty cast aluminium mower base is one of the strongest and most durable bases available today. Extra large cut - 560mm (22")</li> <li>- Variable speed self propelling; the user sets the pace. Sealed for life gearbox means no more messing around checking oils.</li> <li>- Full width rear ejection means the catcher fills more effectively and efficiently</li> <li>- Longer handle bars means more room to move, even for the big guys</li> <li>- Larger rear wheels for maximum drive and lower wheel load on the turf</li> </ul>